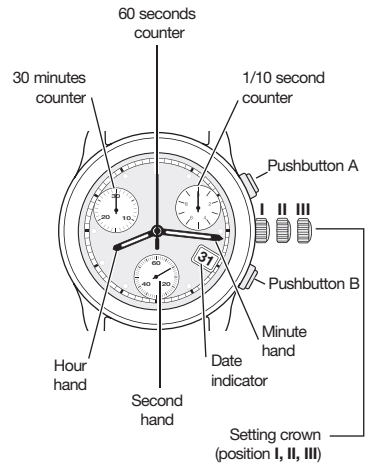
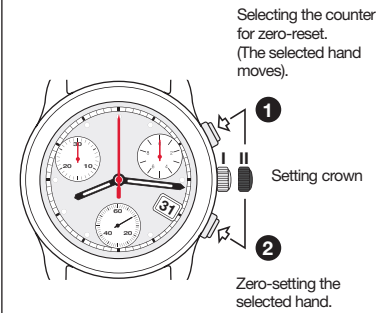


**DISPLAY**

Watch hands

**A****SETTING THE COUNTERS TO ZERO**

Setting crown in position II

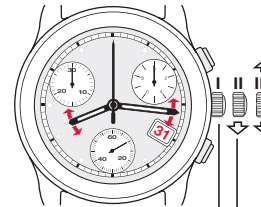


Selecting the counter for zero-reset. (The selected hand moves).

1 Setting crown  
2 Zero-setting the selected hand.

**SETTINGS**

Crown 3 positions



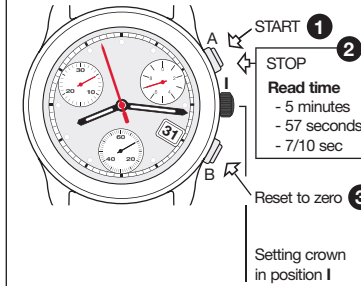
Normal running of watch

Rapid correction of the date

Correcting time position:  
stop second and correction of the date at every passing to midnight

**Note**Setting crown in position III : **STOP-SECOND****C****TIMING MODE**

Simple timing function



1 to 3 order of functions

**WARNING**

Before starting the time, put back the chronograph hands to their original position.  
If necessary, see paragraph SETTING THE TIMERS TO ZERO.

GB USA

# CHRONOGRAPH

## ETA G15.212

### AB PWD

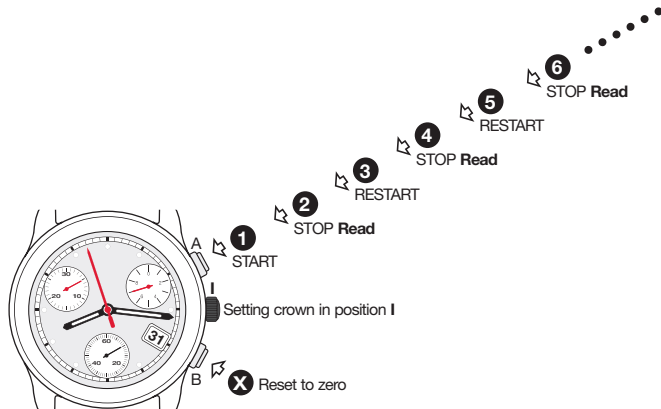


ETA SA Manufacture Horlogère Suisse  
depuis 1793

622 085 - 24.02.2015 / ETA / 00

**TIMING MODE**

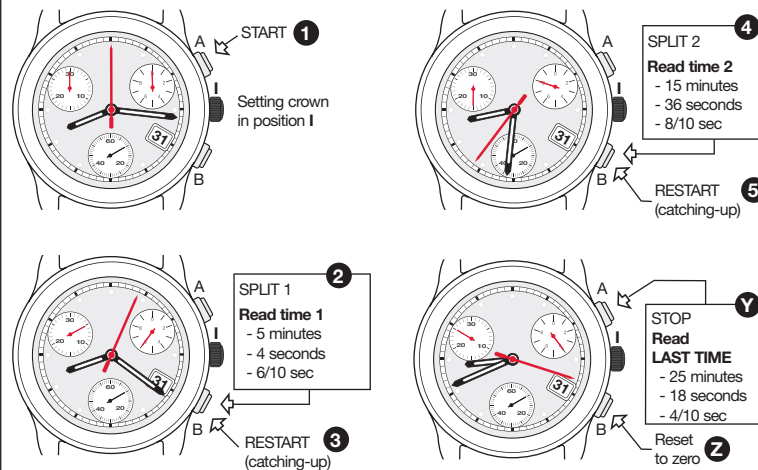
ADD function



1 to X order of functions

**E****TIMING MODE**

SPLIT-TIME or INTERMEDIATE TIMES function



1 to Z order of functions

**F**